

Osteopathic Solutions



MOVING & HANDLING OF PEOPLE TRAINING DVD



**DVD & USB
Versions**



**Induction &
Refresher
Training Tool**



**Significantly
Less Moving
& Handling
Injuries**



**CQC & HSE
Compliance**



**3 HOURS OF MOVING &
HANDLING OF PEOPLE
TRAINING CONTENT**

prismmedicaluk
a prismhealthcare company





SECTION 1 - WHEELCHAIR HANDLING

- Hazardous & BackSafe Handler Postures with Arm Rests, Brakes & Foot Plates
- Turning Wheelchair using Brakes
- Hazardous & BackSafe Pushing Technique
- Hazardous & BackSafe Pulling Technique
- Hazardous & BackSafe Pushing up Vehicle Ramp
- Hazardous & BackSafe Handler Postures inside Vehicle
- BackSafe Handling Up & Down Curbs



SECTION 2 - SITTING TO STANDING

- Factors for a Successful Transfer
- Verbal Guidance Sit to Stand from Chair
- Verbal Guidance & Minimal Assistance 1 & 2 Handler Sit to Stand from Chair
- Verbal Guidance & Minimal Assistance 1 & 2 Handler Sit to Stand from Bed
- Alternative Coupling with the Person
- Hazardous Handler Postures & Coupling with the Person
- Handling Belts
- Controversial Techniques including the Drag Lift



SECTION 3 - WALKING AIDS

- Walking Sticks
- Walking Frames
- Rollators





SECTION 4 - ASSISTED WALKING

- Verbal Guidance & Minimal Assistance 1 & 2 Handler
- Verbal Guidance & Minimal Assistance 2 Handler with Handling Belt
- Alternative Coupling with the Person
- Hazardous Coupling with the Person
- Prism Medical Mackworth TA180 Stand Aid



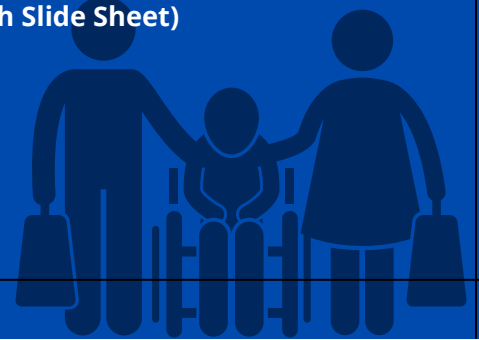
SECTION 5 - STANDING TO SITTING

- Verbal Guidance Stand to Sit to Chair
- Verbal Guidance & Minimal Assistance 1 & 2 Handler Stand to Sit to Chair
- Prism Medical One Way Glide
- Verbal Guidance & Minimal Assistance 1 & 2 Handler Stand to Sit to Bed
- Hazardous Handler Postures



SECTION 6 - MOVING FORWARD IN THE CHAIR

- Verbal Guidance
- Verbal Guidance & Minimal Assistance 1 Handler (Lunge Technique)
- Verbal Guidance & Minimal Assistance 1 Handler (Lunge Technique with Slide Sheet)
- Verbal Guidance & Minimal Assistance 1 Handler (Standing Technique)





SECTION 7 - MOVING BACK IN THE CHAIR

- Verbal Guidance
- Verbal Guidance & Minimal Assistance 1 Handler (Lunge Techniques)
- Prism Medical One Way Glide



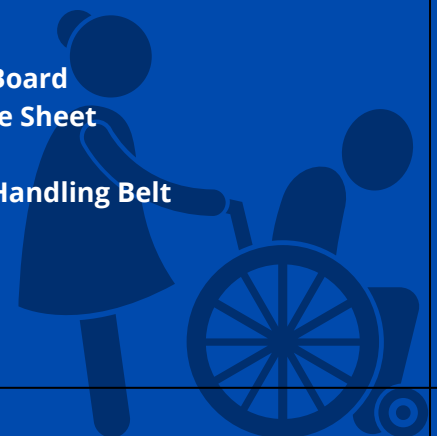
SECTION 8 - STANDING TRANSFERS

- Mackworth Patient Turner
- Freeway Raiser Stand Aid
- Freeway Raiser & Freeway Ladder Strap
- Mackworth TA180 Stand Aid
- Freeway SA160C Mini Standing Hoist
- Mackworth SA160E Standing Hoist



SECTION 9 - SITTING TRANSFERS

- Verbal Guidance Bed to Shower Chair using Prism Medical ETAC Transfer Board
- Verbal Guidance Wheelchair to Bed using Transfer Board with built in Slide Sheet
- Verbal Guidance Chair to Wheelchair
- Handler Verbal Guidance & Minimal Assistance Chair to Wheelchair with Handling Belt





SECTION 10 - PROFILING BEDS

- Raising & Lowering Flat Mattress
- Raising & Lowering Head End
- Raising & Lowering Knee Brake
- Combined Use of Head End & Knee Brake
- Trendelenburg Mattress Position
- Application of Slide Sheet when Raising Head End



SECTION 11 - ASSISTANCE BACK TO BED

- Verbal Guidance using Prism Limb Lifter
- Verbal Guidance & Minimal Assistance 1 Handler
- Verbal Guidance & Minimal Assistance 1 Handler using Prism Limb Lifter
- Verbal Guidance & Minimal Assistance 1 & 2 Handler using Prism Medical Flat Slide Sheet
- 2 Handler Lateral Transfer using Mackworth Essentials Satin Sheet
- 2 Handler Lateral Transfer using Prism Medical Flat Slide Sheets
- Removing Prism Medical Flat Slide Sheet
- Hazardous Handling Postures



SECTION 12 - SITTING UP IN BED

- Raising Head End of Profiling Bed & application of Slide Sheet
- Bed Ladders
- Verbal Guidance using Bed Ladder 1 & 2 Handler Minimal Assistance
- Verbal Guidance & 2 Handler Minimal Assistance
- Fitting a Patient Handling Sling under the Supine Person
- Verbal Guidance & 2 Handler Minimal Assistance using Patient Handling Sling
- Controversial Techniques including the Drag Lift





SECTION 13 - SUPINE TO SITTING

- Verbal Guidance using Prism Limb Lifter
- Verbal Guidance & 1 Handler Minimal Assistance from Person's Left Side
- Verbal Guidance & 1 Handler Minimal Assistance from Person's Right Side



SECTION 14 - SIDE LYING TO SITTING

- Verbal Guidance Transfer
- Verbal Guidance & 1 Handler Minimal Assistance
- Verbal Guidance & 2 Handler Minimal Assistance



SECTION 15 - ROLLING PERSON TO FIT SLIDE SHEETS

- Verbal Guidance Independent Transfer
- 2 Handler Minimal Handling to fit Roller Slide Sheet
- Alternative Positionings of Person's Limbs
- Common Hazardous Handler Techniques & Coupling
- Hazardous Handler Postures





SECTION 16 - FITTING SLIDE SHEET WHEN A PERSON CAN'T BE ROLLED

- Verbal Guidance using Prism Limb Lifter
- Verbal Guidance & 1 Handler Minimal Assistance from Person's Left Side
- Verbal Guidance & 1 Handler Minimal Assistance from Person's Right Side



SECTION 17 - MOVING PERSON UP THE BED

- Verbal Guidance Independent Transfer
- 2 Handler Minimal Handling Pushing Technique using Slide Sheets
- 2 Handler Minimal Handling Pulling Technique using Slide Sheets
- Common Hazardous Handler Techniques & Coupling
- Hazardous Handler Postures
- Hoisting using the Prism Medical Mackworth Essentials Mobile Hoist



SECTION 18 - LATERAL TRANSFERS

- 2 Handler Minimal Handling across the Bed using Prism Medical Flat Slide Sheets
- 4 Handler Minimal Handling using Lateral Transfer Board, Slide Sheets & Extension Cables
- Hazardous Handler Postures





SECTION 19 - TURNING A PERSON ON THEIR SIDE

- 1 Handler Minimal Handling to face Handler using Slide Sheets
- 1 Handler Minimal Handling to face away from Handler using Slide Sheets
- 2 Handler Minimal Handling using Slide Sheets
- Common Hazardous Handler Techniques
- 2 Handler use of Mackworth Essentials Mobile Hoist & Flat Slide Sheets
- 2 Handler use of Mackworth Essentials Mobile Hoist & the Freeway Bed Management System
- Handler Minimal Handling using the Freeway Bed Management System



SECTION 20 - FITTING SLINGS WITH ROLLING PERSON

- Fitting of the Prism Medical Universal Sling using the Draping Method
- Fitting of the Prism Medical Universal Sling using the Folding Method
- Fitting of the Prism Medical Universal Sling using the Origami Technique



SECTION 21 - FITTING SLINGS WHEN PERSON CAN'T BE ROLLED

- 2 Handlers using Prism Medical Flat Slide Sheets
- 2 Handlers using Roller Slide Sheet
- Removal of Slide Sheets





SECTION 22 - FITTING SLINGS UNDER PERSON IN CHAIR

- 2 Handler fitting of Universal Sling when Person can bend forward
- 2 Handler fitting of Universal Sling using Roller Slide Sheet when Person can't bend forward



SECTION 23 - HOISTING

- Hoisting Safe Systems of Work
- Universal Sling Leg Loop Configurations
- Hoisting from Bed to Chair using the Mackworth Essentials Mobile Hoist
- Hoisting from Chair to Bed using the Mackworth Essentials Mobile Hoist
- BackSafe Pushing & Pulling of Mobile Hoists



SECTION 24 - REPOSITIONING PERSON IN THE CHAIR

- BackSafe Positioning of Chair with no Armrests
- Verbal Guidance & 2 Handler Minimal Assistance to sit Person Upright
- Fitting of Prism Medical Universal Sling
- Repositioning Person in Chair using Mackworth Essentials Mobile Hoist





SECTION 25 - MANAGING THE FALLING & FALLEN PERSON

- Falls Assessment
- Verbal Guidance Transfer from Floor to Chair
- 2 Handler Minimal Handling to sit the Person Up
- Use of Upturned Chair
- Fitting Universal Sling with Rolling Person
- Fitting Universal Sling when Person cannot be Rolled
- Hoisting from Floor
- Moving Person from Confined Spaces using Flat Slide Sheets



TRY BEFORE YOU BUY



LinkedIn Connect with our Director Gareth Milner via this link:

uk.linkedin.com/in/gareth-milner-osteopathic-solutions

& we will send you a list of Video Tutorials from the DVD that you can choose 3 to receive free of charge.




INTERESTED IN MORE INFORMATION?

Complete the Order Form part of this Brochure on the next page & call us on 0845 299 3513 to receive the Order Email address.



OUR PRODUCTS


www.osteopathicsolutions-movinghandling.co.uk/products



£250



MOVING & HANDLING OF PEOPLE TRAINING DVD



£250



MOVING & HANDLING OF PEOPLE TRAINING USB

£150



MOVING & HANDLING OF PEOPLE TRAINING POSTERS

£350



DVD POSTER BUNDLE



osteopathicsolutions-movinghandling.co.uk



0845 299 3515




[LINKEDIN.COM/IN/GARETH-MILNER-OSTEOPATHIC-SOLUTIONS](https://www.linkedin.com/in/gareth-milner-osteopathic-solutions)



OUR PRODUCTS: Bundles

www.osteopathicsolutions-movinghandling.co.uk/products




Assessment Pack & Certificates Included

Moving & Handling of People Training DVD & Assessment Pack

- DVD, Booklet, Employee Assessment & Certificate Template included
- 25 Technique & Transfer Sections
- 3 Hours of Video Training Content
- Induction & Refresher Training Tool
- CQC & HSE Compliance
- International Shipping available
- Significantly less Moving & Handling Accidents
- Published in 2022

£395

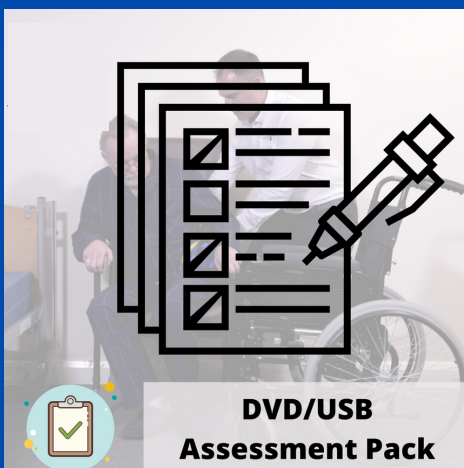


Assessment Pack & Certificates Included

Moving & Handling of People Training USB & Assessment Pack

- USB, Booklet, Employee Assessment & Certificate Template included
- 25 Technique & Transfer Sections
- 3 Hours of Video Training Content
- Induction & Refresher Training Tool
- CQC & HSE Compliance
- International Shipping available
- Significantly less Moving & Handling Accidents
- Published in 2022

£395



**DVD/USB
Assessment Pack**

DVD/USB Employee Assessment Pack

- 25 Multiple Choice Questions
- Answers supplied for In-House Marking
- Purchased as a Download
- Induction & Refresher Training Tool
- CQC & HSE Compliance
- Significantly less Moving & Handling Accidents
- Published in 2022

£150



osteopathicsolutions-movinghandling.co.uk



0845 299 3515



[LINKEDIN.COM/IN/GARETH-MILNER-OSTEOPATHIC-SOLUTIONS](https://www.linkedin.com/in/gareth-milner-osteopathic-solutions)



MOVING & HANDLING OF PEOPLE TRAINING DVD

- DVD (or USB) & Booklet included
- 25 Technique & Transfer Sections
- 3 Hours of Video Training Content
- Induction & Refresher Training Tool
- CQC & HSE Compliance
- International Shipping available
- Significantly less Moving & Handling Accidents
- Published in 2022



£250

MOVING & HANDLING OF PEOPLE POSTERS

- Pack of 10 A3 Glossy Posters
- Induction & Refresher Training Tool
- Significantly less Moving & Handling Accidents
- CQC & HSE Compliance
- International Shipping available
- Published in 2021



£150

New!



JUST
£350

MOVING & HANDLING OF PEOPLE INSTRUCTOR COURSE BOOKLETS

- Comprehensive 105 Page Document
- 10 Professionally Printed Bound Booklets
- £150 including postage
- Ideal CPD Booklet for Qualified Instructors
- International Shipping available
- Reducing Moving & Handling Accidents
- Published in 2018



£150



ORDER

NEXT PAGE



ORDER FORM

Please select which product you want to order by ticking the column & quantity



Product Name	Cost	
Moving & Handling of People Training DVD	£250	
Moving & Handling of People Training USB	£250	
Moving & Handling of People Training Posters	£150	
DVD Poster Bundle	£350	
Moving & Handling of People DVD & Assessment Pack	£395	
Moving & Handling of People USB & Assessment Pack	£395	
DVD/USB Employee Assessment Pack	£150	
Moving & Handling of People Instructor Course Booklets	£150	

OR BUY ONLINE VIA CREDIT OR DEBIT CARD

osteopathicsolutions-movinghandling.co.uk/buy-online



osteopathicsolutions-movinghandling.co.uk




0845 299 3515



[LINKEDIN.COM/IN/GARETH-MILNER-OSTEOPATHIC-SOLUTIONS](https://www.linkedin.com/in/gareth-milner-osteopathic-solutions)



ORDER FORM



CLIENT _____

TOTAL ORDER £ _____

PURCHASE ORDER _____

ACCOUNTS CONTACT NAME _____

ACCOUNTS TELEPHONE NUMBER _____

INVOICE EMAIL _____

INVOICE ADDRESS _____

OR BUY ONLINE VIA CREDIT OR DEBIT CARD

osteopathicsolutions-movinghandling.co.uk/buy-online



osteopathicsolutions-movinghandling.co.uk



0845 299 3515



[LINKEDIN.COM/IN/GARETH-MILNER-OSTEOPATHIC-SOLUTIONS](https://www.linkedin.com/in/gareth-milner-osteopathic-solutions)

